

SHILUVIT

SOLID WOOD CEILINGS & WALL CLADDINGS





ORANIT WOOD PROFILES INDUSTRIES LTD

CONTENTS

ABOUT ORANIT	4
ENVIRONMENTAL POLICY & PANELS MAINTENANCE	5
FIRE SAFETY	6
ACOUSTICS	7
WOOD SPECIES	8
FLEXIBLE VARNISHING AND COLOURING	9
SIMPLE INSTALLATION	10
STANDARD CEILINGS PANELS	12
BASIC LINEAR CEILING TYPES	14
LINEAR PANELS WITH INTEGRATED BLACK TISSUE / 8 SERIES / DUO PANELS	15
LIGHTS AND A/C OPENINGS / CUTTING A PANEL TO LENGTH	16
WALL SYSTEMS	18
CURVED CEILINGS AND WALLS	20
PANELS FOR CORRIDORS	21
CEILINGS FOR OUTDOOR USE AND SWIMMING POOLS	22
SPECIAL DESIGNS	24
LINEAR LIGHT PANELS	25
LINEAR LIGHT INTEGRATED WITH PANELS	26

Marr College – Ayrshire, UK | Architect: BDP Glasgow

Type: 7-501A Yellow Pine, Finish A-9-1

Cover page:

Kingsgate School – London, UK | Architect: Maccreanor Lavington Architects

Type: 7-501 White Washed Nordic Pine



ORANIT WOOD PROFILES INDUSTRIES LTD.

Oranit is a privately-owned leading producer of wood profiles and ceilings, established in 1985 as a small family timber warehouse. The 5000 m² factory is located in the Haifa Bay Industrial Zone, Israel, close to Haifa Port.

Oranit offers a wide range of quality products, either standard or tailor-made, meeting the highest design, technology and environmental standards.

It is our goal to maintain the highest international standards and keep up with products and marketing trends and demands. In order to do this, we employ the most advanced equipment and techniques. Oranit is a vertically integrated manufacturing company- all processes are being done under one roof: sawing, molding, CNC cross cut, fire retardant treatment, varnishing, staining and wood preservation.

Oranit is represented across Europe by loyal, long-term customers. We regularly exhibit our products and new ideas at international fairs.

Should our customers require new designs, different wood species, new stains, etc., we shall follow their request. As we have all facilities of production at hand, we can be flexible to accommodate new designs and trends.

Oranit is highly committed to protecting the environment. We treat wood as nature's gift - we purchase timber from sustainable and legally harvested sources only. All materials used in production, including fire retardant, varnishes and stains, are 100% environmentally friendly.

Oranit is PEFC certified for Chain of Custody management system, and employs a Due Diligence System to ensure all products meet the EU Timber Regulations (EUTR).

All stages of production are strictly quality controlled. Oranit is certified with ISO 9001:2015 quality control management system.



ENVIRONMENTAL POLICY

It is our goal and commitment to use environmentally safe materials and purchase the wood from sustainable forests only. SHILUVIT products are Cradle to Cradle "Bronze" certified. Our products are inspected for a wide scope of environmental issues.

This system guides designers and manufacturers through a continual improvement process that looks at a product through five quality categories - material health, material reutilization, renewable energy and carbon management, water stewardship, and social fairness.

Product assessments are performed by a qualified independent organization trained by the Institute.

Assessment Summary Reports are reviewed by the Institute, which certifies products meeting the Standard requirements, and licenses the use of the Cradle to Cradle Certified™ word and design marks to the product manufacturer.

Wood:

Oranit Ltd. is PEFC COC certified. It means that our products are made of wood from sustainable forests, legally harvested with the inspection of PEFC council. Oranit is ready for the new EUTR regulations (EU Timber Regulations), with all relevant documentation to prove legal wood sources.

Fire Retardant:

Environmentally friendly material by an authorized European manufacturer.


Varnish and Stains:

We apply water based varnish and stains only, no polyurethane or thinners are used!

SHILUVIT PANELS – MAINTENANCE

All Shiluvit ceiling types are easy to demount for maintenance.

Cleaning can be done by a wet cloth.
Wall panels can be vacuumed or cleaned with a wet cloth.



FIRE SAFETY

Shiluvit wood products meet the highest European fire safety standards for wood ceilings and wall cladding.

The fire retardant material is transparent and is 100% environmentally friendly.

There are 2 EU standards applicable for wood products in buildings:

1. [EN 13964:2014](#)
Suspended ceilings – requirements and test methods
2. [EN 13501-1](#)
The Euroclass test for fire safety.

Shiluvit ceilings are CE certified for both standards.

Our classification is
B s2 d0



Oranit is authorized to mark Shiluvit wood ceiling with the CE labels.

The high class fire rating is achieved by our state-of-the-art treatment process. The wood profiles are treated in an autoclave with special fire retardant materials. A three phase process of vacuum, pressure and vacuum ensures that the fire retardant materials penetrate the wood and give it the properties needed for fire safety.



Ayr Academy – Ayr, UK | BDP Architects, Glasgow

Type: 7-501 Yellow Pine



Tricotage Auditorium – Veenendaal, Holland | LEVS Architects

Type: 7-501 Yellow Polpar, clear varnish.

ACOUSTICS

Thanks to the open structure of the panels, any acoustic material applied from above will be very effective; giving the designers or acoustics engineers the freedom to determine the required acoustic level.

Acoustic test of typical SHILUVIT linear ceiling:

SHILUVIT 7-501A measurements of sound absorption in a reverberation room, in a certified laboratory for acoustics, Acoustics ISO 354:2003.

Exceeds requirements for Acoustic Class A according to EN ISO 11654

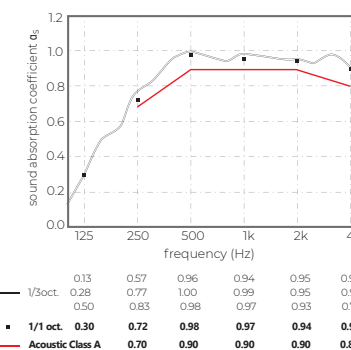
Acoustic material: LSA Black Acoustic Lining, panel size:

1190 x 590 x 20 mm, mass: 2.2 kg/m².

Volume of reverberation room: 214 m³.

Surface area sample: 10.64 m².

NRC (ASTM - C423) = 0.95 SAA (ASTM - C423) = 0.9



WOOD SPECIES

We use several standard wood species. All are from sustainable forests.
Upon request we can use other wood species.



Our standard wood species:

American Southern Yellow Pine / American Yellow Poplar /
Nordic Pine / American Red Oak / European Beech

If we are asked to produce an order with exotic wood species
from controversial areas, we always offer to substitute it
with a wood species from a sustainable forest, stained to
create the closest imitation to the requested appearance.



AMERICAN YELLOW PINE



AMERICAN YELLOW POPLAR



NORDIC PINE



AMERICAN RED OAK



EUROPEAN BEECH

FLEXIBLE VARNISHING AND COLOURING

Staining colors:

Oranit has its own spraying line for finishing and coating.
We can varnish the ceilings with transparent lacquer or
stain it to the requested colour.

UV Protected:


The material we use has UV protection properties. Even if
the coated wood is exposed to sun light, there will be no
discoloration.

Type of Varnish and Staining:

We use water based stains only! This means that the
varnish is absolutely environmentally friendly, odorless, and
inflammable. No polyurethane or thinners are used.

Outdoor use and swimming pools:

For outdoor projects, we add a special component to the
coating solution. This gives the wood a special protection
for outdoor roofed ceilings or for humid environments like
swimming pools.



AMERICAN RED OAK / WHITE WASH



AMERICAN YELLOW PINE / A-9-1




AMERICAN YELLOW POPLAR / A-3789-7020



AMERICAN YELLOW POPLAR / A-9-1



AMERICAN YELLOW PINE / A-3789-7020



AMERICAN YELLOW PINE / A-3031




AMERICAN YELLOW PINE / WN-2592



AMERICAN YELLOW POPLAR / A-3031



AMERICAN YELLOW PINE / A-4446



AMERICAN YELLOW PINE / A-9504



AMERICAN YELLOW PINE / A-3798-9504



AMERICAN YELLOW PINE / A-7020

SIMPLE INSTALLATION

One of the key principles of the SHILUVIT panels' design was achieving the quickest and easiest installation

SHILUVIT panels are installed on standard T24 or T15 suspension systems, the most common and easy to use systems available. No special tools or rails are needed! It makes both installation and demounting for maintenance very quick and easy, saving lots of work hours and creating a high value-for-money product, taking into account installation, maintenance and purchase costs.

The installed ceilings create an elegant, clean, monolithic look in spite the fact that they consist of many panels. There is only a small gap of 5mm between the panels on the longer side, to allow wood expansion and easy dismantling.

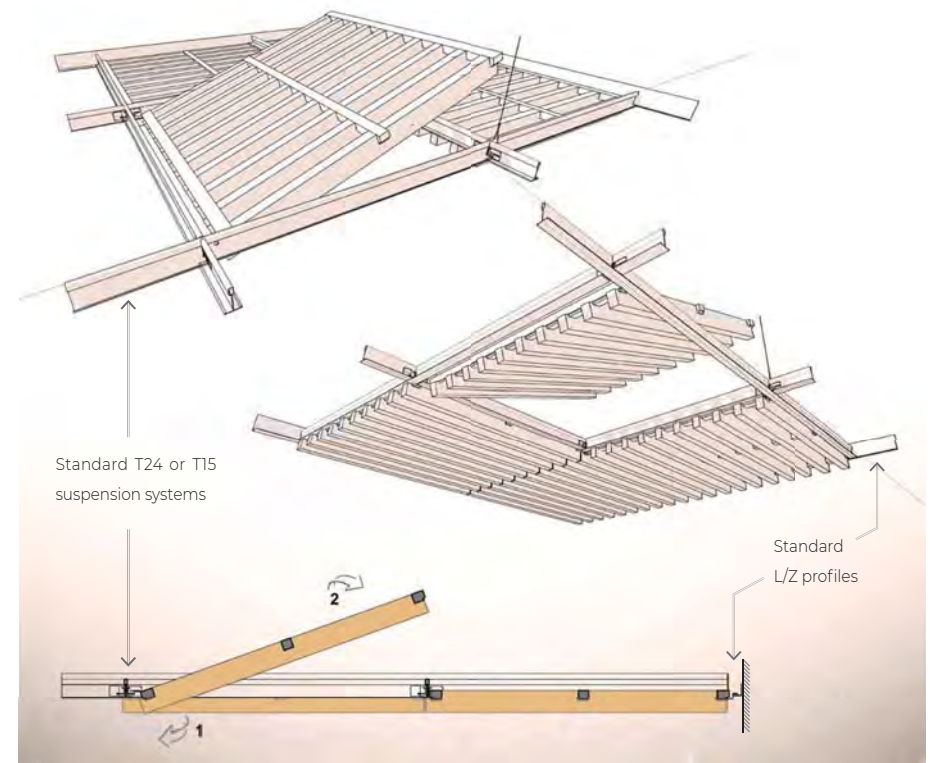
CEILING INSTALLATION

T24 metal black finished grid system consists of main and side runners to fit the panels dimensions. Suspension should be installed according to the local standards.

Push a panel against the side runner as shown in the drawing and lower it until it is supported on all sides.


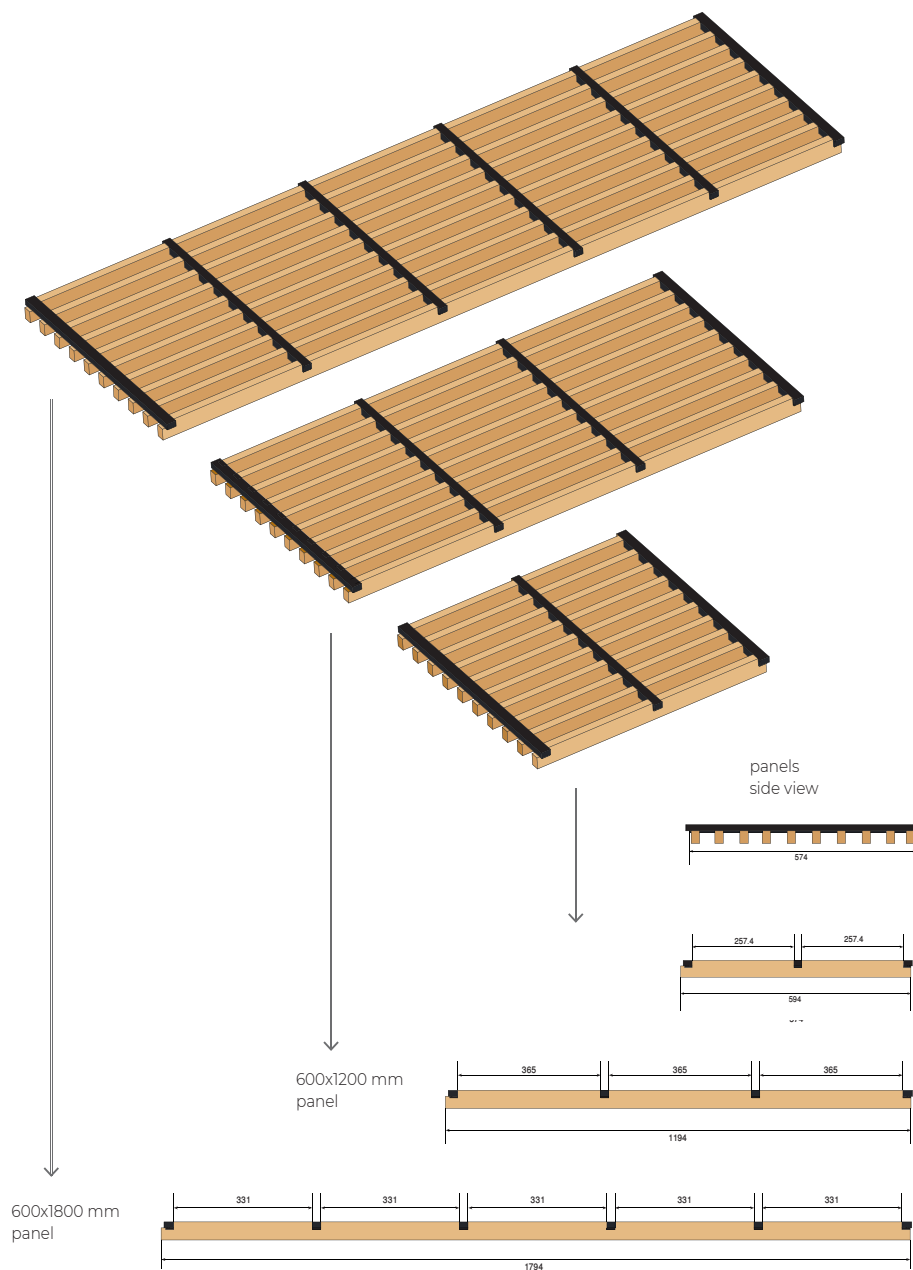
REMOVAL OF A PANEL

Push the panel upwards and slide it on the neighboring one or take it downwards. Reassemble to it's position according in the installation instructions.



Marr College – Ayrshire, U.K. | Architect: BDP, Glasgow
Type: 7-501A Yellow Pine, Finish A-9-1

SHILUVIT- STANDARD CEILINGS PANELS



University of the Highlands and Islands – Inverness, UK | Architect: BDP, Glasgow

Type: 7-501A Yellow Pine, Finish A-9-1



SHILUVIT LINEAR CEILINGS TYPES

The average weight of the ceiling is 8-10 kg/m².
The exact weight is the combination of the ceiling type and the wood species.

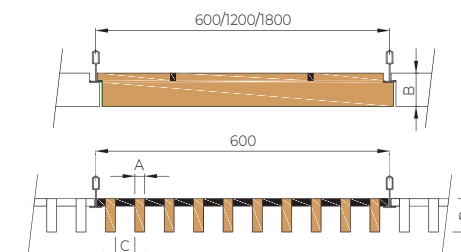
7-330	A	B	C	
	30	30	30	
7-500	A	B	C	
	20	35	40	
7-501	A	B	C	
	20	45	40	
7-501A	A	B	C	
	20	45	30	
7-502	A	B	C	
	45	22	40	
7-503	A	B	C	
	45	35	40	
7-600	A	B	C	
	70	20	30	
7-601	A	B	C	
	90	20	30	
7-602	A	B	C	
	120	20	30	
7-603	A	B	C	
	var.	20	19	

LINEAR PANELS WITH INTEGRATED BLACK TISSUE

7-700	A	B	C	
	95	15	25	
7-701	A	B	C	
	84	15	15	

8 SERIES LINEAR PANELS

	Slats (mm)	Space (mm)
TYPE	AxB	C
8-065	20x68	65
8-080	20x68	80
8-100	20x68	100
8-130	20x68	130

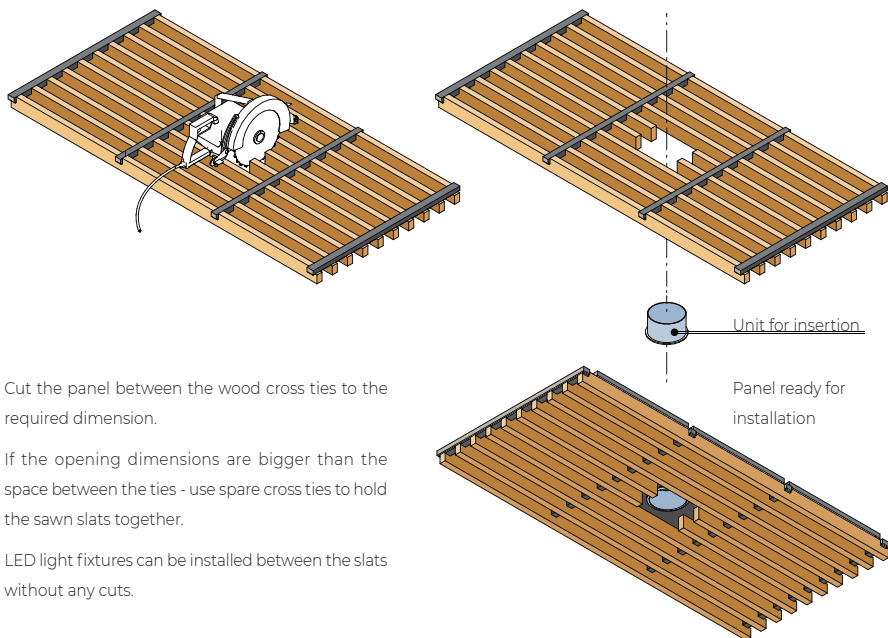


SHILUVIT DUO LINEAR PANELS

DUO1	A	B	C	D	E	
	20	20	30	35	45	
SLAT Q	20	365	20	365	20	
SLAT R	20	365	20	365	20	

LIGHTS AND A/C OPENINGS

The panels can be easily cut in order to integrate lights fittings, sprinklers, loudspeakers or air condition openings.

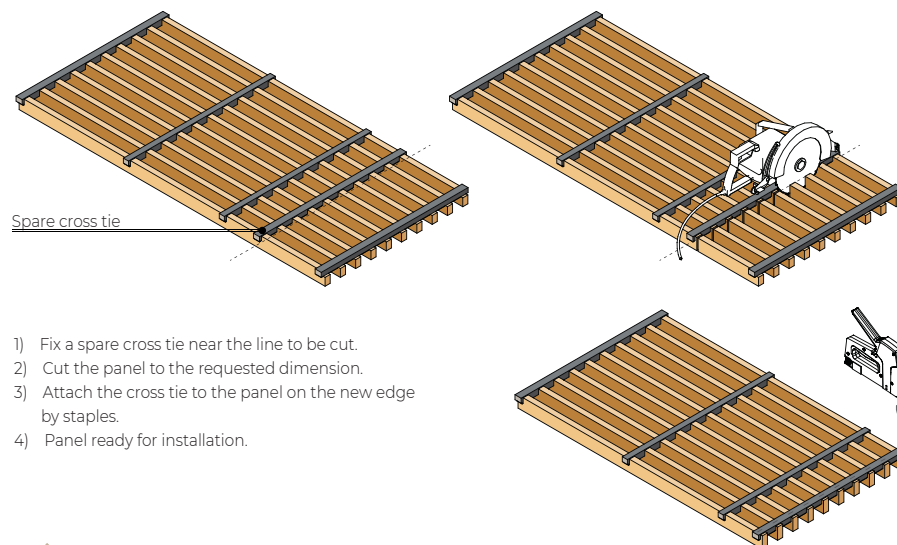


Cut the panel between the wood cross ties to the required dimension.

If the opening dimensions are bigger than the space between the ties - use spare cross ties to hold the sawn slats together.

LED light fixtures can be installed between the slats without any cuts.

CUTTING A PANEL TO LENGTH



- 1) Fix a spare cross tie near the line to be cut.
- 2) Cut the panel to the requested dimension.
- 3) Attach the cross tie to the panel on the new edge by staples.
- 4) Panel ready for installation.



University of Central Lancashire – Preston, UK | AHR Global, Manchester

Type: 7-501 Yellow Pine, Finish A-9-1




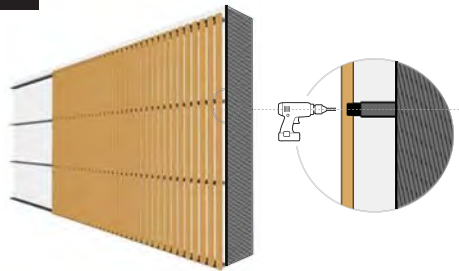
SHILUVIT WALL SYSTEMS

Following the leading idea of easy and quick installation, we created a very simple system using basic, low-cost fixing materials.

The panels are fixed to a black painted infrastructure using black screws through the black cross ties of the panel.

The installed panels create a sophisticated look in which the linear wood pieces seem to be hanging freely, with no metal connectors or joints visible.

Naturally, wall panels can be longer and produced according to requested length.



Monklands Hospital - Airdrie, U.K. | Keppie Design, Glasgow.
Type: 20x48 mm 27 mm space, American Red Oak, varnished.



Ayrshire College - U.K. | Keppie Design, Glasgow.

Type: 7-501A Western Red Cedar, varnished.

Dojo Chateaufneuf 45 - France | Atelier Du Pont

Type: 7-501 / Poplar / varnished.



SHILUVIT – CURVED CEILINGS AND WALLS

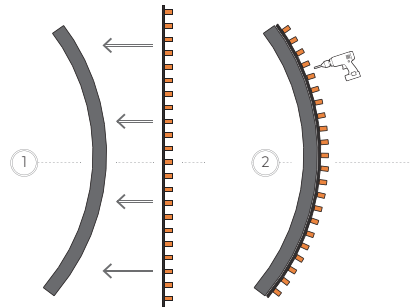
Oranit developed a simple and easy system of installation for curved ceilings and curved walls.

Following our basic idea of simplicity and using low-cost suspension materials, we just changed the wood cross ties to black flexible cross ties that can follow the requested radius.

The flexible cross ties are fire class certified.

The SHILUVIT panels are fixed to a curved metal infrastructure that is commonly used for curved gypsum. The flexible ties enable the panel to be curved to the same radius, and then by using black screws - fasten it to the structure.

Demounting for maintenance can be easily done by unscrewing the necessary screws.



Marché Couvert – Aurillac, France | Architect: Estival Architecture | Type: 7-501 Yellow Pine, clear varnish.

SHILUVIT PANELS FOR CORRIDORS

We developed a unique, easy-to-use panel especially for corridors.

It can be installed on edge profiles running along the walls, with T bars between the panels to keep them straight.



Hofwijck
Oegstgeest,
The Netherlands
Type: Blades
15x35x45 mm
Ayous Varnished.



APM Law Office – Tel Aviv, Israel | Michi Setter Architects
Type: 7-501A American Yellow Pine, White wash finish.

Barclays Bank – Manchester, U.K. | Overbury
Type: 20x55x80 mm, Beech, varnished.



Orchard Brae School - Scotland, UK | JM Architects, Edinburgh
Type: 7-601 Yellow Pine, Finish A-9-1, Swimming Pool Varnish

SHILUVIT CEILINGS FOR OUTDOOR USE AND SWIMMING POOLS

Oranit has a reliable experience with outdoors projects, roofed installations, and indoor swimming pools.

In both cases, special care should be taken to protect the wood from the high humidity environment.

For such projects, we apply a special varnish on all sides of the panel, to prevent humidity from penetrating the wood.



SHILUVIT SPECIAL DESIGNS

Oranit is always open to new ideas and designs requested by architects.

As well as our standard panels, we produce shapes.

custom-made panels according to architects' special specifications, to follow special building designs, giving ultimate solutions for unique

shapes.


As all design and production is done at Oranit, we always do our best to provide the architect's requests for shapes, dimensions, colors etc.



▲
Tricotage Auditorium – Veenendaal, Holland | LEVS Architects. Type: 7-501 Yellow Poplar, clear varnish.

Peel en Mass City hall – Holland | Architecten bureau De 2 Snoeken.

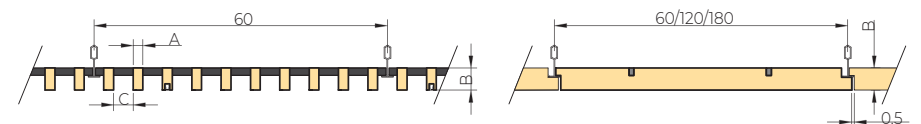
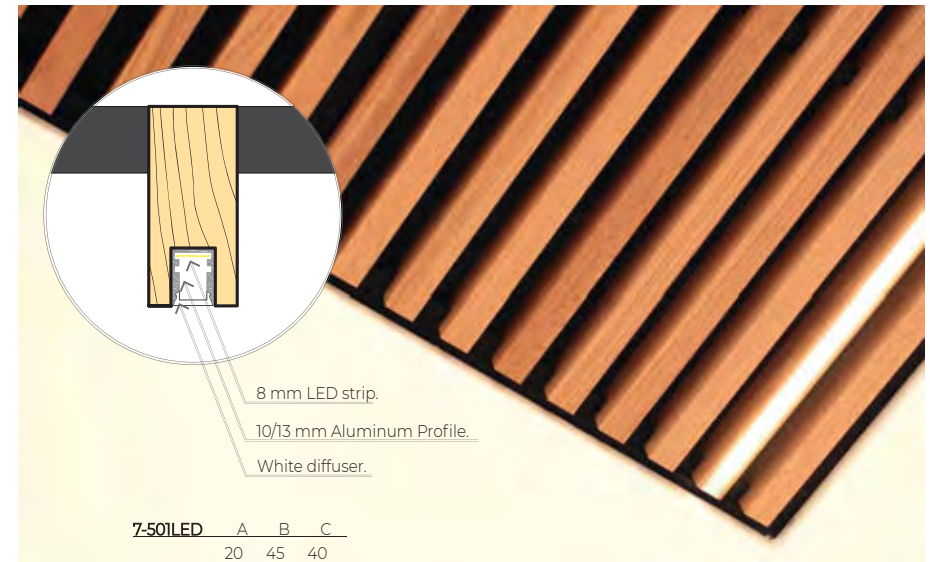
Type: 35x35 mm / 40 mm space, Yellow Poplar, clear varnish.



SHILUVIT – LINEAR LIGHT PANELS

Oranit developed a linear panel with LED integrated into the panel's wood, creating a clean appearance.

The panels are supplied as prefabricated without the LED strip and the electronic transformer driver.



Oren Architects Office – Haifa, Israel | Guy Arbel, Architect | American Red Oak, varnished.




The Edward Boyle library, Leeds University, U.K. | Associated Architects LLP

Type: 7-501 Red Oak, clear varnish

LINEAR LIGHT INTEGRATED WITH SHILUVIT PANELS

Integrating LED with Shiluvit ceilings is simple, by three common installation methods:

- Installing the LED fixtures between the panels.
- Removing a slat or more and install a light fixture instead.
- Cutting the panel to the requested length and width of the LED.



7 Stars mall, Herzlia, Israel | Sharon Peron, Architect

7-501 Yellow Pine, clear varnish.



SOLE UK PARTNERS

LSA PROJECTS LTD

THE BARN, WHITE HORSE LANE

WITHAM ESSEX CM8 2BU

TEL 01376 501199

EMAIL sales@LSAprojects.co.uk

www.LSAprojects.co.uk



ORANIT WOOD PROFILES INDUSTRIES LTD



LSA
projects limited
The best of Europe
by design